

SENIOR SAFETY PRO

TubtoShower.com



Never Step Over That Dangerous Tub Again!
800.469.3618



Senior SAFETYPro is the original innovator and the Nationwide Leader in Bath-tub to Shower Conversions. We have been doing the EZ Step Tub to Shower Conversions since 1996 and have converted over 1000 bathtubs into walk in showers. The EZ Step is a terrific alternative to a traditional tub out shower in bathroom remodel, it is usually 50% to 60% less expensive, done in 1/3rd of the time and no where near the mess! Some **more benefits** of the EZ Step Bathtub to Shower Conversions:

- We can usually cut down the bathtub as low or lower than a traditional walk in shower. **We have done shower as low as 2 1/2" step**
- Maintain the look and feel of the original décor so there is no need to up-grade the entire bathroom
- **Lifetime Warranty on Workmanship and Materials**




EZ Step Tub to Shower Conversion Notch Cut - Polish Chrome Frame \ Clear Glass

The 2 Main Models are the Notch Cut E\Z Steps & Our Full Cut Which includes Custom Built Sliding Glass Doors

Notch Cut E\Z Step

- Polish Chrome Trim
- Rain Glass
- 2 18" Grab Bars



The Notch Cut E\Z Step Bathtub to Shower Conversion is a total custom built conversion where we can insert the notch cut wherever the client would like the door to be. The only limitation is the swing arch of the hinged door that swings out into the bathroom. The door opening is normally built to 26" or 28" doors and we can usually cut the tub down 10" to 12" depending on the particular bathtub.

The Highlights of the **Notch Cut** where compared to a Full Cut:



- Creates a Modern and Unique looking fixture in the Bathroom
- **The Notch Cut** can have a larger door opening the Full Cut
- The Step on the Notch Cut can be cut lower

Price Guide: Retail price for the **Notch Cut** is **only \$3388** & it includes the following options for no extra charges -

1. **Custom Built Shower Enclosure**
2. **One or Two Grab Bars Installed**
3. **Permanent Bathtub Safety Mat**
4. **Color Match E\Z Step Kit to Bathtub Color**



The 2 Main Models are Notch Cut E\Z Steps & Our Full Cut Which includes Custom Built Sliding Glass Doors



Full Cut E\Z Step

- Polish Chrome Trim
- Frosted Glass
- 2 18" Grab Bars



The Full Cut E\Z Step Bathtub to Shower Conversion is a custom built conversion designed to accommodate small hall bathrooms or bathrooms with the toilet or vanity in the way of a swing door. It is going to be a traditional looking walk in shower with the sliding glass doors. The most common comment we receive after the jobs is "It looks like it was part of the original home".

The Highlights of the Full Cut where compared to a Notch Cut:

- Creates a Conservative or "Normal Looking Fixture"
- *The Full Cut E\Z Step* can be completed in almost any bathroom
- The Sliding Glass Doors are easier to operate for the Clients



Price Guide: Retail price for the **Full Cut** is **only \$3288** & it includes the following options for no extra charges -

1. **Custom Built Shower Enclosure**
2. **One or Two Grab Bars Installed**
3. **Permanent Bathtub Safety Mat**
4. **Color Match E\Z Step Kit to Bathtub Color**

Budget Cut and Upgrades



**20" Budget Cut
\$1575**



The Budget Cut EZ Step Tub to Shower Conversion is our entry level conversion and it includes a 20" Cut, Installation and Color Match Kit & Our Lifetime Warranty on the Workmanship & Materials is only \$1575

Upgrade Versions

- **24" Cut – \$1675**
- **28" Cut – \$1775**
- **Super Budget— \$2188 up to 48"**
- **Add Grab Bars— \$129 each for Chrome**
- **Corner Seat only not Bench due to Water Runs off the Seat - \$475**
- **50-50 Cut on One End Only adds \$175**
- **Hand Held Shower Head on an Adjustable Rod— \$275 installed**
- **Refinish Bathtub new Color—\$389**

Cut and A Curtain Special



24" Cut and A Curtain Special \$1975





The EZ Step Tub to Shower Conversion "Cut & Curtain Special" comes with a larger opening starting with a 24" Cut, it also includes 2 grab bars, bath mat, Shower Curtain, Rod and Liner all installed, Color Match Kit & Our Lifetime Warranty on the Workmanship & Materials is only \$1975

Upgrade Versions

- 28" Cut — \$2175
- Add Grab Bars— \$129 each for Chrome
- Corner Seat only not Bench due to Water Runs off the Seat - \$475
- 50-50 Cut on One End Only adds \$175
- Hand Held Shower Head on an Adjustable Rod— \$275 installed
- Refinish Bathtub new Color—\$389

Custom 30x60x72 Acrylic Shower Pan and 3 Wall Surround

- ♦ White Acrylic Shower Pan
- ♦ 3 Wall Surround
- ♦ Polish Chrome Trim
- ♦ 2 Grab Bars



Our Tub out Shower in Acrylic Remodel includes removing the existing surround, bathtub, plumbing fixtures and the old drywall. We everything back down to the studs and the bathroom floor. We install new plumbing fixtures, convert the bathtub drain to a shower drain.

- ♦ **30x60 Acrylic Shower Pan has only a 3" Step up**
- ♦ **Left or Right Drain eliminates need to jackhammer floor**
- ♦ **Single wall Acrylic Surround is easy to keep clean and mold free**

Price Guide: Turnkey price is \$6288 and includes materials, labor, taxes and disposal.

Demo, disposal and install Green board surround



New drain and polish chrome shower valve

Shower Pan, 3 Wall Surround and Corner Soap Shampoo Holder

Custom Built Sliding Glass Doors

2 Chrome Grab Bars



Upgrade to Cultured Marble for only \$1000



Some of the Additional Options and Upgrades

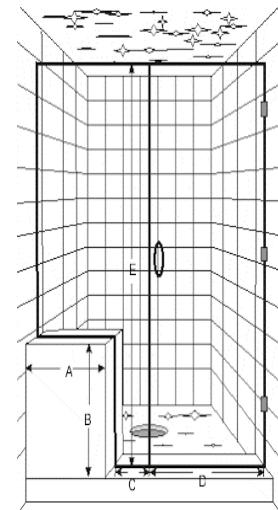
Notch Cut E\Z Step

- Polish Chrome Trim
- 3/8 Frameless Glass
- **Towel Bar In Glass**
- 24" & 18" Decorative Chrome Grab Bars
- **Custom Built Shower Bench**
- Refinish Bathtub
-



Some of the more common upgrades with prices are listed:

1. **Custom Built Shower Seat - \$575**
2. **Custom Built Corner Seat - \$475**
3. **Refinish Complete Bathtub - \$389**
4. **Refinish Complete Surround - \$795**
5. **Upgrade the Shower Enclosure to 1/4" Glass & Through the Glass Handles or Towel Bars - \$375**
6. **Upgrade to 3/8" Frameless Glass Shower Enclosure - \$1185**
7. **Upgrade to Tile Threshold Matching the Surround - \$495**
8. **Designer Grab Bars – \$129 Each Chrome**
9. **Granite Threshold- \$289 plus the vanity top costs**





The 2 Main Models of Walk in Bathtubs we Sell and Install are a 26x53 & a 30x55. We can get just about anything else



The two main Walk in Bathtubs we sell and install are the basic sit up models with the built in seats and come in right or left hand door units. The only difference in the 2 models is the size of the body of the tub. The 26"x53" model and the larger 30"x55" model both come with:

- **Deck Mounted Hand Held Shower**
- **Fast Fill Deck Mounted Faucet**
- **Built in Safety Grab Bar**
- **21 Jet Hydrotherapy Jet System**
- **6 Jet Jacuzzi Water System**
- **Built in Water Heater**
- **Single Control Touch Pad**
- **Built in Towel Bar on the Door**
- **Installation includes demo, plumbing, electrician for jets and haul away for trash.**

Pricing for the SAFETYPro 2653 is \$7888 installed

Pricing for the SAFETYPro 3055 is \$8288 installed

Do I need a bathtub to do the conversion or can I buy a new one?

Yes, the whole process is developed around using the existing bathtub

Do I need to change out the plumbing?

No, but we can change out the trim kit if you like

Do I need to take out the old door?

Yes, we will remove the old shower doors for you

Can I change the color of the bathtub during the process?

Yes we can refinish the bathtub any color

Can you cut down my mom's bathtub, it is cast iron?

Absolutely! We convert cast iron, fiberglass, cultured marble, pressed steel & tile

Can we use the bathtub to bath in after the EZ Step is completed?

No, shower only– the enclosure is water tight for showers but don't fill up the tub

Can I get the shower door frame in bronze?


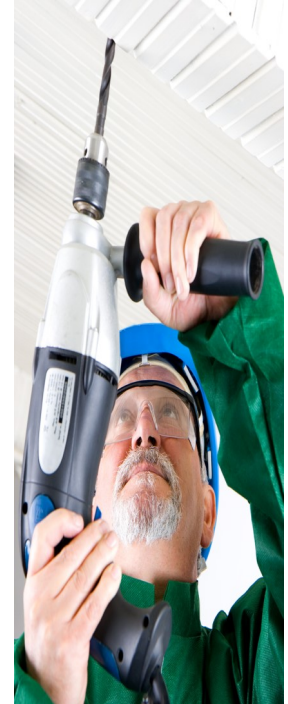
Yes we can custom build the enclosure in Oil Rub Bronze, Brush Nickel, Chrome and Gold and the glass available is Clear, Frosted and Rain

Can you do our vanity tops and new faucets with EZ Step?

Absolutely! We could even do the thresholds and the vanity with the same materials, we also can install walk in showers, wheel chair access showers and some traditional bathroom remodeling and carry a complete line of custom built shower enclosures

Do you do commercial work?

Yes we do work for assisted living centers, apartment complexes, realtors and landlords, hotels, motels, and a lot of various contractors– we do offer discounts for multiple unit projects



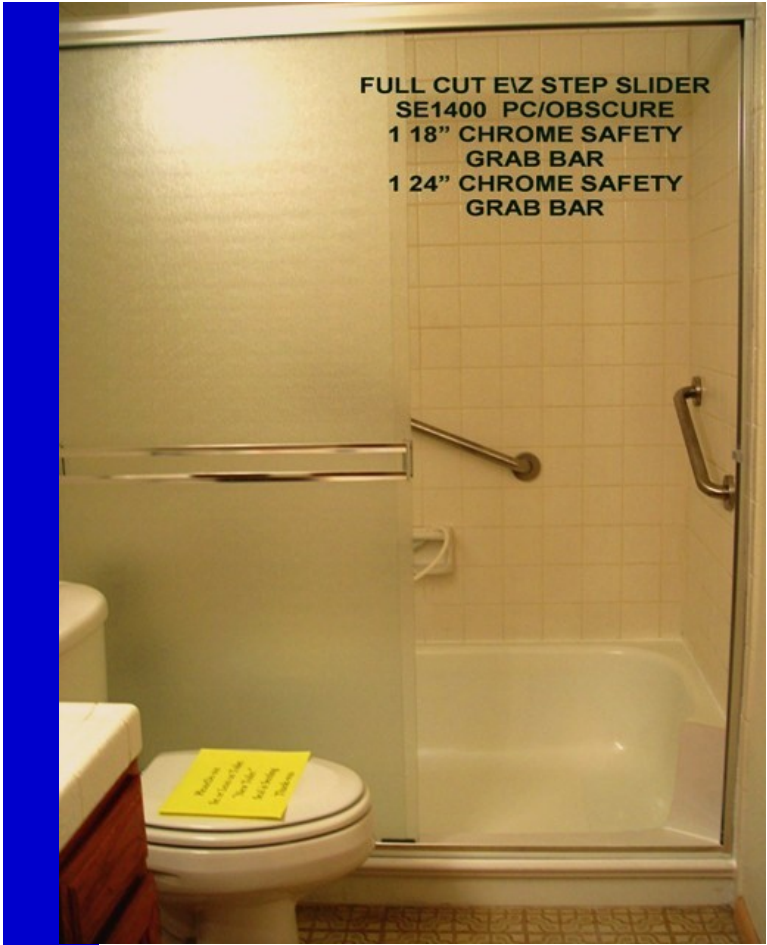






EIZ STEP NOTCH CUT - POLISH CHROME TRIM
OBSCURE GLASS W/NOTCHED GLASS PANEL







Notes -